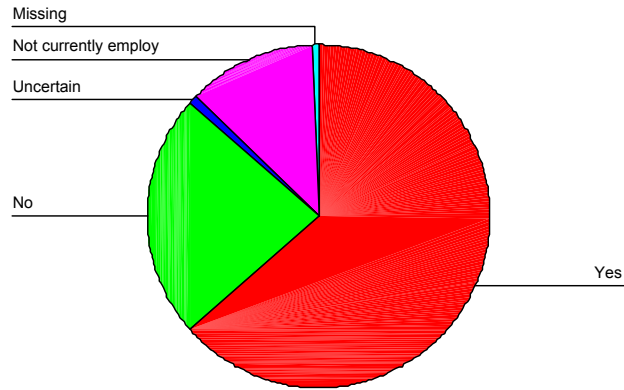


Survey Messages and Benchmark Comparisons USU Extension Off-Campus Graduate Survey 2002

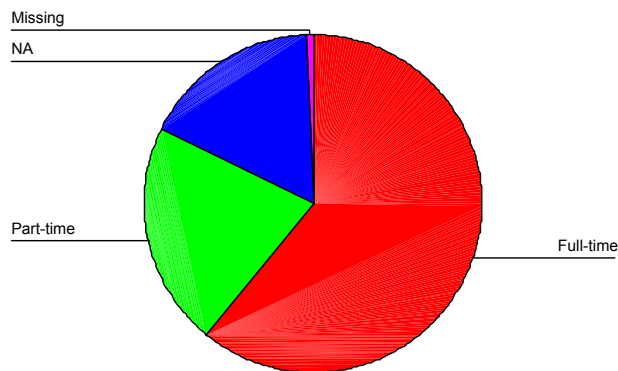
Is degree related to your current employment?



64% of the non-traditional students responding are enrolled in off-campus degree programs and continue to select academic degree programs that are related to their employment. Benchmark comparisons:

- 2001 – 67%
- 2000 – 70%
- 1999 – 68%

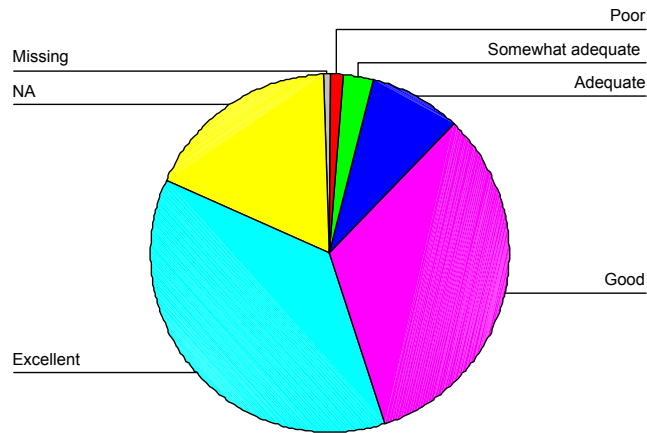
What is your current primary employment?



Most 2002 graduates attended USU degree programs as full-time employees (61%). The number of full-time employed students continues to decline and is down 19% from the 2000 high benchmark. Benchmark comparisons:

- 2001 – 69%
- 2000 – 80%
- 1999 – 63%
- 1998 – 66%

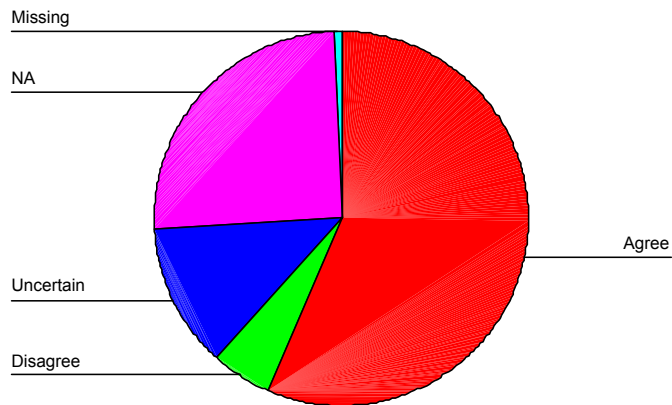
Rate degree or certificate to expectations of your employer.



70% of 2002 graduates rated their degree program effectiveness as excellent to good in preparing them with the skills and abilities necessary to meet the expectations of their employer. Benchmark comparisons:

- 2001 – 67%
- 2000 – 71%
- 1999 – 78%
- 1998 – 73%

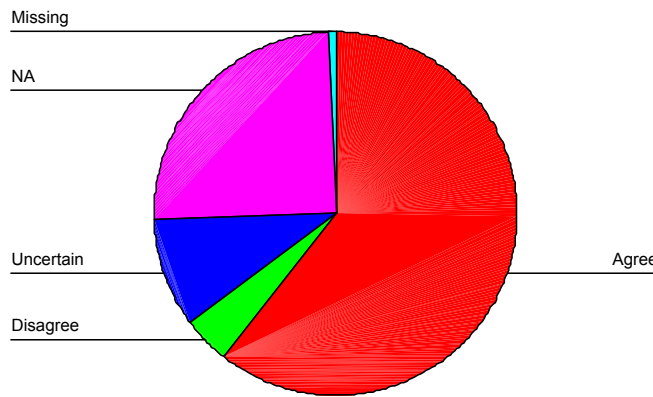
After degree, employer more confident with my job skills.



57% of the employed 2002 graduates believed that their employers were more confident in their job skills. Benchmark comparisons:

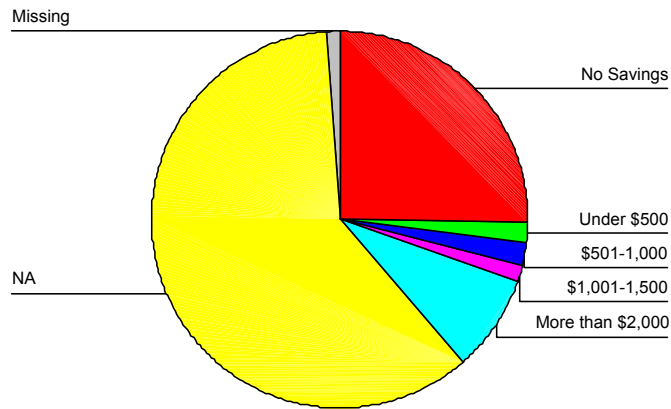
- 2001 – 60%
- 2000 – 62%

After degree, productivity in my job has increased.



61% of 2002 graduates, who were employed, believed that their productivity in their job increased as a result of obtaining their USU degree.

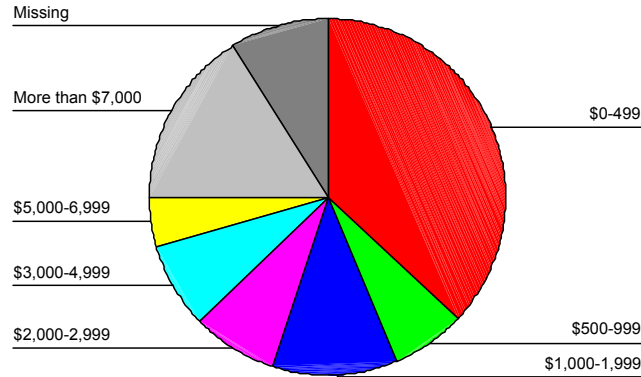
Results of changes I've made, my employer saved what amount of money.



14% of 2002 graduates indicated that they had saved their employer money as a result of changes and procedures they had recently made at their employment.

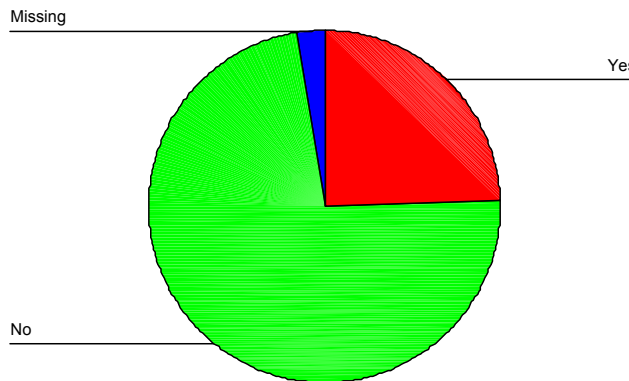
Benchmark comparisons:
2001 – 20%

What is your annual salary increase after getting your degree?



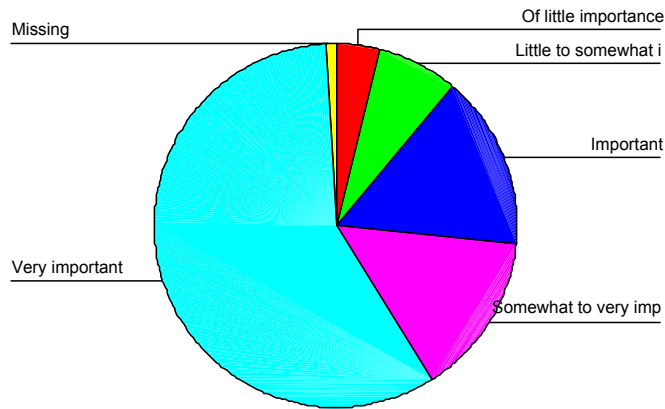
91% of 2002 graduates estimated that they would receive an annual salary increase as a result of obtaining their USU degree. 41% estimated their salary increase to be under \$499, while nearly 18% indicated an increase of more than \$7,000. There was no significant difference in salary increases in any one category when comparisons of 1998, 1999, 2000, and 2001 graduates were considered.

Has degree resulted in promotion in grade/level.



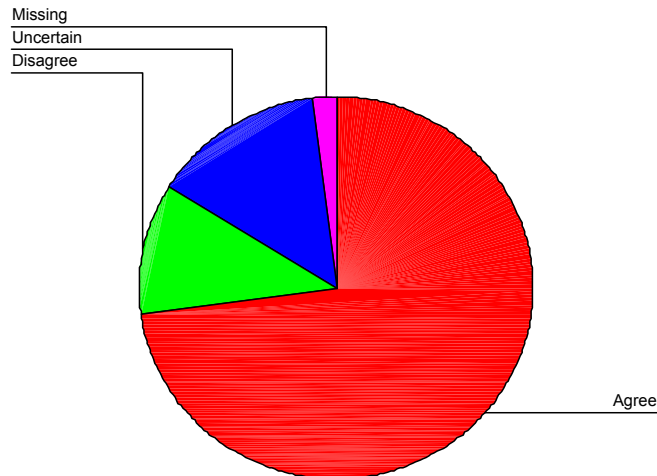
25% of 2002 graduates indicated that they had obtained a promotion in grade level, better working conditions, or career change as a result of obtaining their USU degree. Similarly, the 2000 graduates said that 27% of them had received a promotion in grade level.

Rank importance of obtaining degree to your family.



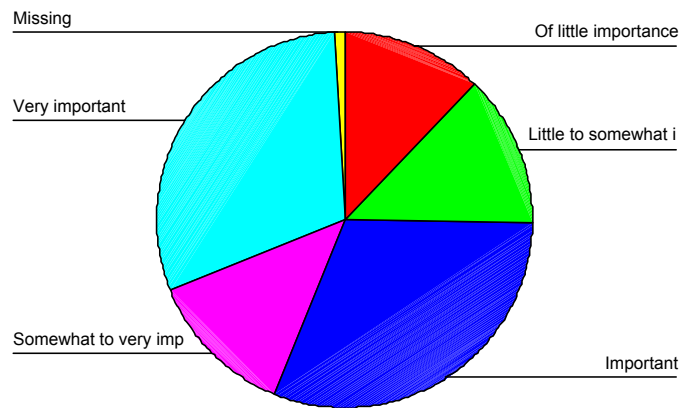
89% of 2002 graduates perceived the importance to their families as being important to very important. Benchmark comparisons:
 2001 – 89%
 2000 – 93%
 1999 – 95%

Family thinks I can support them better after I got my degree.



74% of 2002 graduates said that their families perceived them as being better able to financially support their family after obtaining their USU degree.

Rank importance of obtaining degree to your community.



75% of 2002 graduates perceived the importance of their USU degree to their community as being important to very important. This benchmark has remained stable for two years, but previously showed a decline from a high of 90%

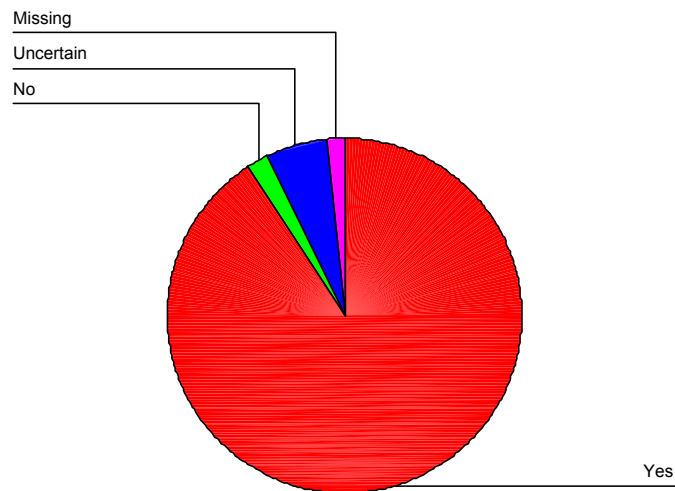
Benchmark comparisons:

2001 – 76%

2000 – 80%

1999 – 90%

Encourage friends and associate to get a USU degree



92% of 2002 graduates would encourage friends and associates to become involved in a USU degree or certificate program.

Benchmark comparisons:

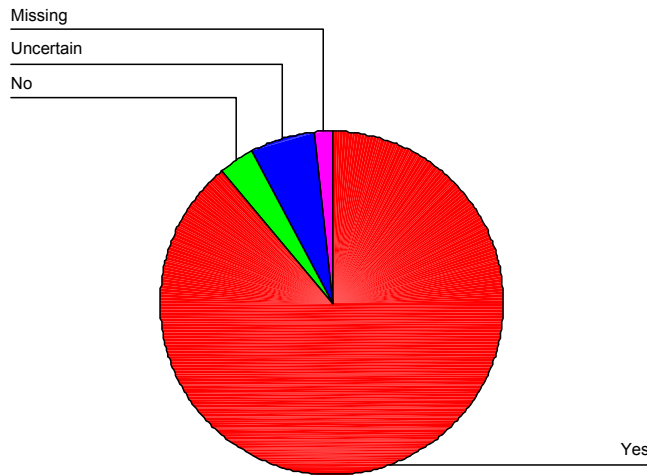
2001 – 95%

2000 – 87%

1999 – 92%

1998 – 97%

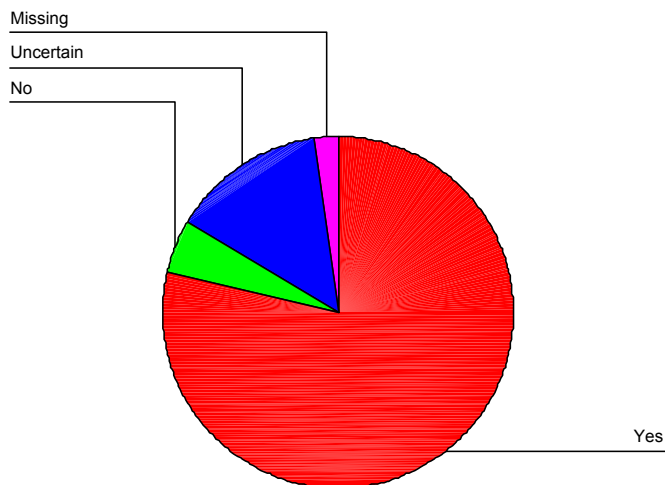
USU degree worth the time expended.



90% of the 2002 graduates agreed that the USU degree or certificate program they had participated in was worth the time expended. This benchmark declined 4% from the previous year to meet the 1999 level. Benchmark comparisons:

- 2001 – 94%
- 2000 – 87%
- 1999 – 90%
- 1998 – 97%

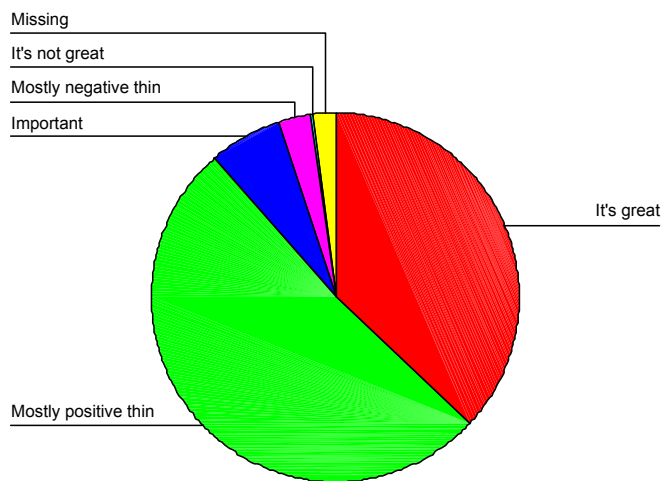
USU degree worth the financial cost.



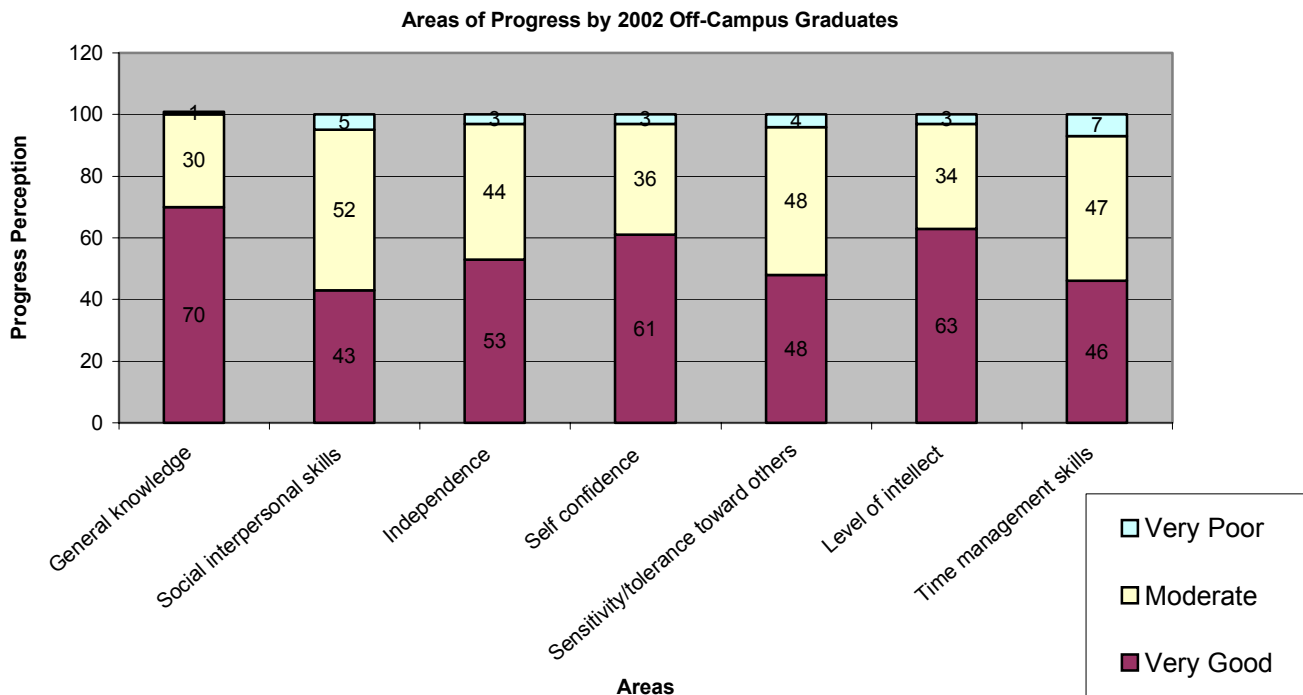
80% of the 2002 graduates agreed that the USU degree or certificate program they participated in was worth the financial cost. Benchmark comparisons:

- 2001 – 81%
- 2000 – 78%
- 1999 – 83%
- 1998 – 97%

What do you tell your friends about USU Cont and Dist Ed?



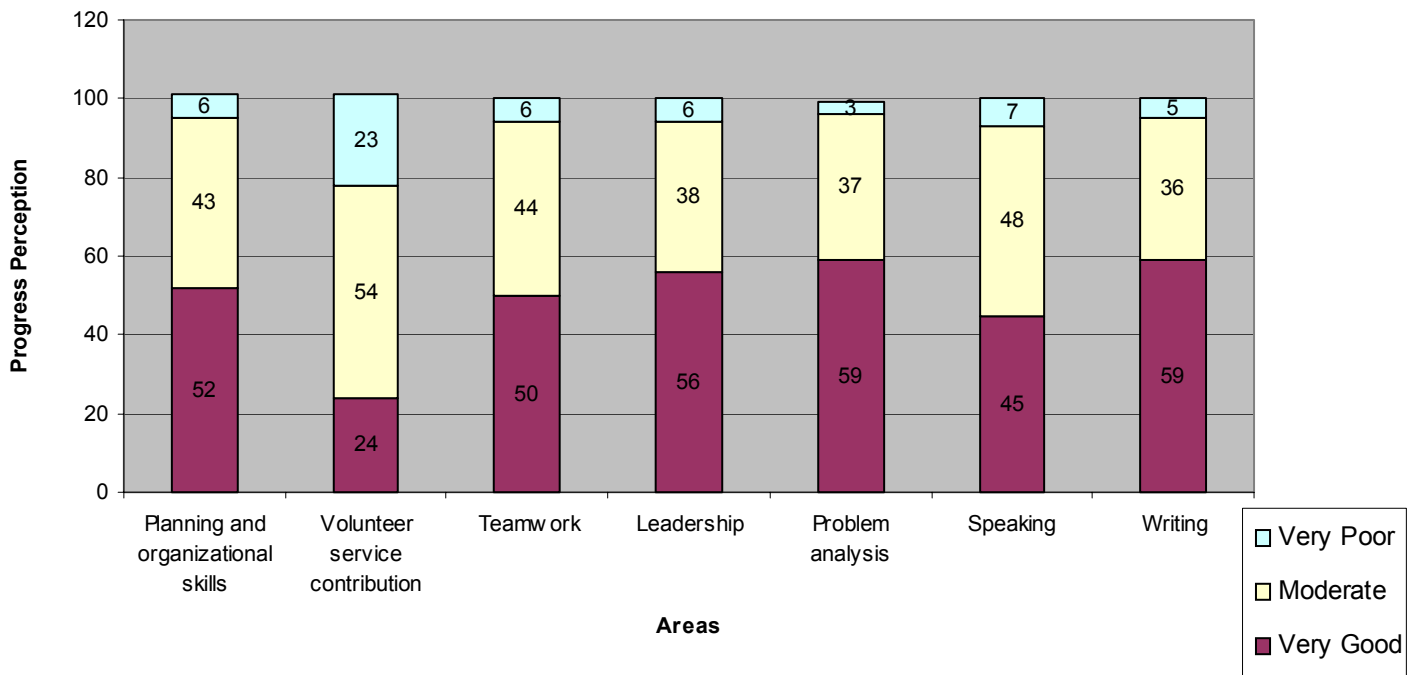
90% of 2002 graduates indicated that they tell their friends that the USU continuing education and distance education programs were great to mostly positive things. However, 3% of the 2002 graduates indicate that they tell their friends mostly negative to it's not great things. This indicator suggests that during the past two years USU has made little progress in changing negative perceptions of these dissatisfied graduates.



2002 graduates indicated that they had made the greatest strides in general knowledge, self-confidence, and level of intellect as a result of completing their degree or certificate program at USU.

2002 graduates further perceived that significant strides had been made in problem analysis and writing. Considering all area of progress the weakest performance improvement is in the graduate’s volunteer service contribution.

Areas of Progress by 2002 Off-Campus Graduates



\$2.4 Million in Economic Impact
 As a result of obtaining a USU degree, communities benefited when graduates received additional compensation.

For further information about this survey contact
 Dallas L. Holmes EdD, USU Extension, Specialist, Institutional Research
 435-797-7041 DallasH@Ext.USU.EDU